

HLDA9 Antibody Validation File

Antibody Information

Antibody name: FOXP2-73A/8

Specificity: Human FOXP2

Antibody species: Mouse

Ig Isotype: IgG1

Immunogen: Bacterially expressed GST-FOXP2 fusion protein.

Epitope recognized: Within the N-terminal first 86 aa

Specificity: Human and mouse

Submitted: Dr Alison Banham (University of Oxford, United Kingdom). Hybridoma created by Ms Linden Lyne (University of Oxford, United Kingdom).

Antibody validation data

Validation of FOXP2-73A/8 monoclonal antibody in transfected cells (Figure 1)

Biochemical characterisation of FOXP2-73A/8 monoclonal antibody (Figure 2)

FOXP2 expression in human FFPE tonsil (Figure 3)

Frequency of FOXP2 expression in normal and abnormal bone marrow plasma cells (Figure 4)

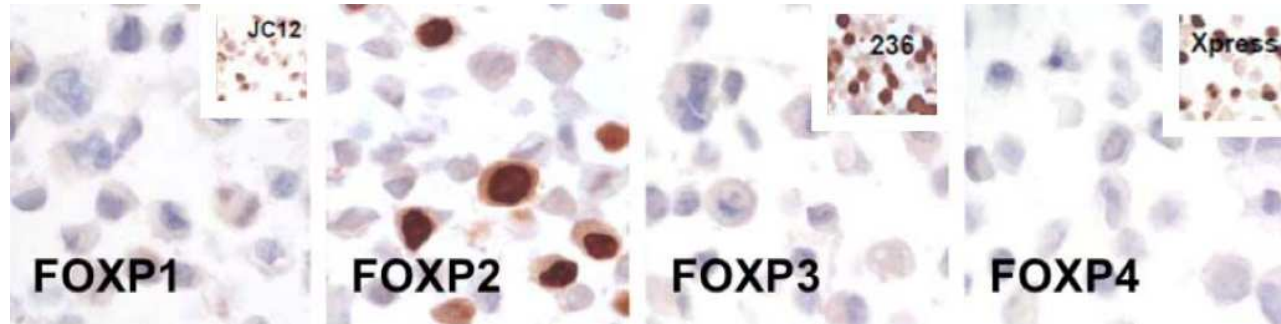


Figure 1: Validation of FOXP2-73A/8 monoclonal antibody in transfected cells

Nuclear and weak cytoplasmic staining of FFPE FOXP2 transfected COS1 cells. No reactivity with FOXP family members (FOXP1, FOXP3, FOXP4).

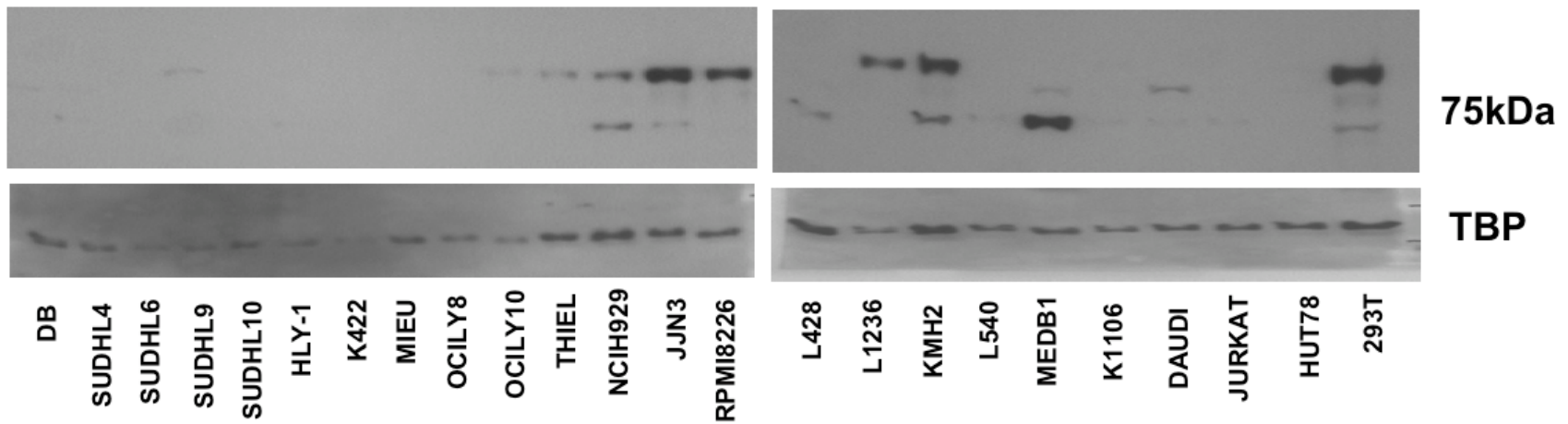


Figure 2: Western Blotting characterisation of FOXP2-73A/8 monoclonal antibody

FOXP2 expression was detected in cell lines derived from myeloma, Hodgkin's lymphoma, diffuse large B-cell lymphoma and primary mediastinal B-cell lymphoma

Figure 3: FOXP2 (FOXP2-73A/8) expression in reactive tonsil.

Primarily nuclear staining of tonsillar epithelium (left) and absence of expression in tonsillar plasma cells double labelled with VS38c (right)

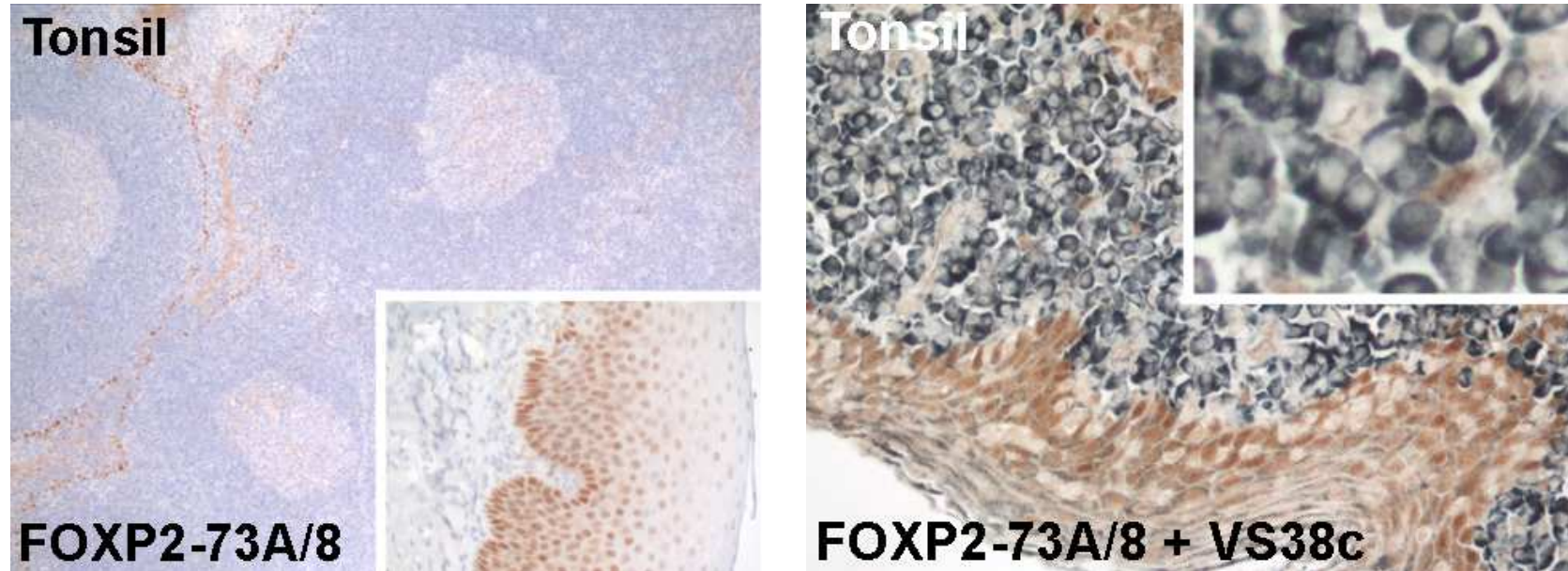
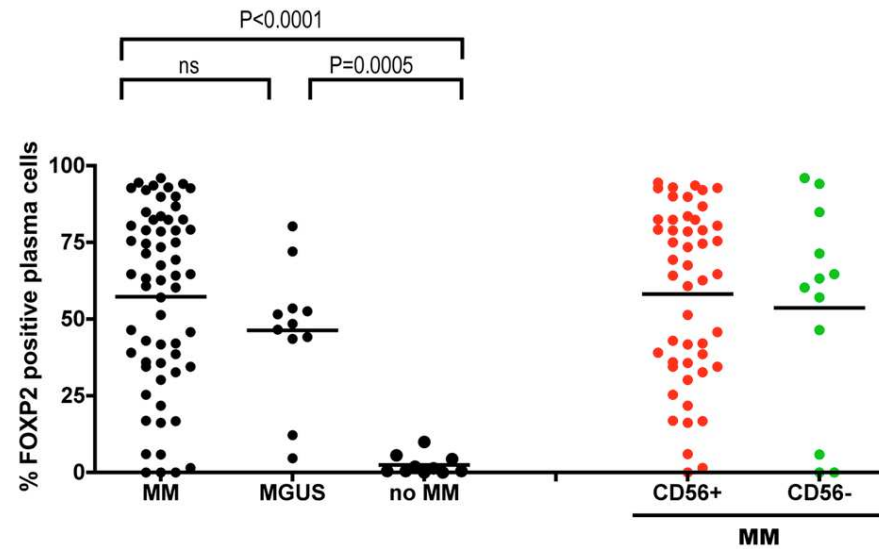


Figure 4: Frequency of FOXP2 expression in myeloma:

The frequency of FOXP2+ CD138+ plasma cells is significantly higher in bone marrow from patients with multiple myeloma. FOXP2 is expressed in most CD56-negative cases.



Key publications using antibody FOXP2-73A/8

A.J. Campbell, L. Lyne, P.J. Brown, R.J. Launchbury, P.A. Bignone, J. Chi, G. Roncador, C.H. Lawrie, K. Gatter, R. Kusec and **A.H. Banham**, 2009. Aberrant expression of the neuronal transcription factor *FOXP2* in neoplastic plasma cells. *Br J Haematol*. Epub ahead of print.

Patents : YES (PCT/GB2009/002887) FOXP2 as a marker of malignant lymphocytes

Antibody licensed to: Currently unlicensed