

# HLDA9 ANTIBODY VALIDATION FILE

## ANTIBODY INFORMATION

**Antibody Name:** 1E80D1

**Specificity:** Human CD38

**Antibody species:** Mouse

**Ig Isotype:** IgG

**Immunogen:** Membrane extracts from murine transfected fibroblasts (3T3) expressing human CD38 in the plasma membrane + recombinant human CD38 ectodomain expressed in E.coli.

**Epitope recognized:** ND

**Submitter:** Prof Marco Colombatti. Università degli Studi di Verona. Verona

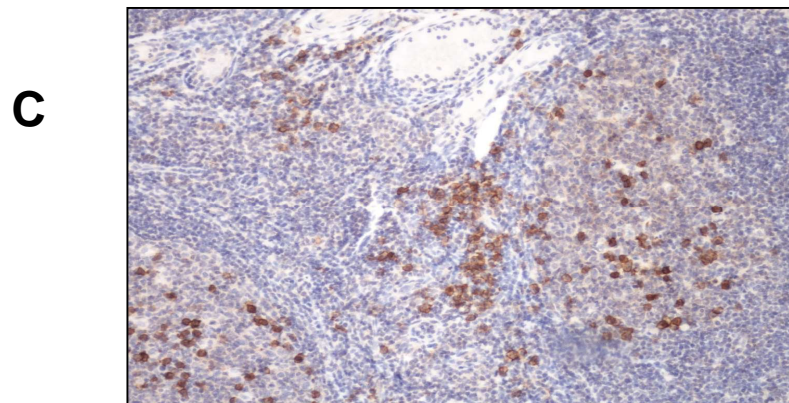
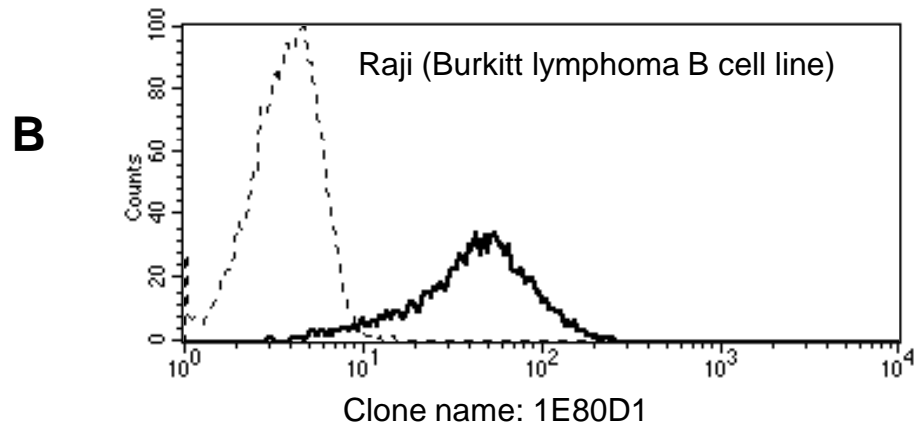
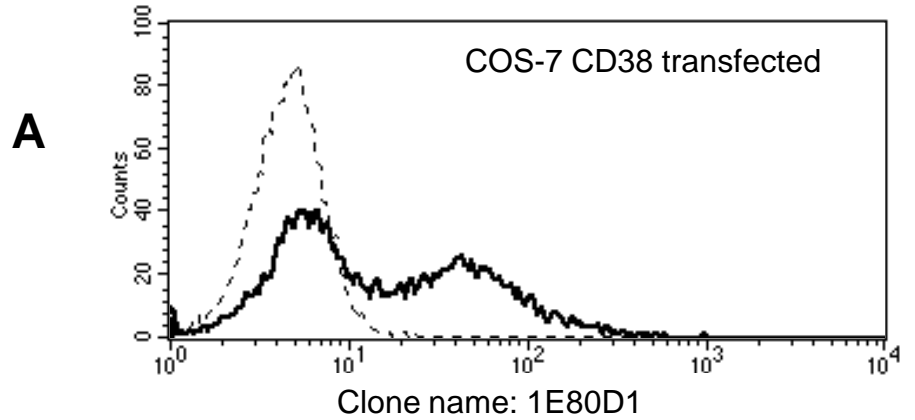
## INFORMATION FOR CONFIRMATION OF SPECIFICITY:

Expression on transfected COS: positive. (Fig. 1A)

Expression on the cell- surface of cell line: positive with Burkitt lymphoma B cell line Raji. (Fig. 1B)

Expression in paraffin human reactive tonsil. (Fig. 1C)

**Figure 1:**



Clone name: 1E80D1

**Reactivity of CD38 with cell lines**

	Cell lines	CD38
Burkitt lymphoma B cell lines	Raji	++++
T cell leukemia	Jurkat	+
NK cell leukemia	YT	+
Myeloid leukemia	HL-60	-

**Reactivity of CD38 with PBL**

Lymphocytes	-
Granulocytes	-
Monocytes	-

## **INFORMATION PROVIDED BY SUBMITTER**

**Publications:** No

**Patents:** No

**Licensed to a company and which one:** No

**Was it evaluated in a previous workshop?** No