

HLDA9 ANTIBODY VALIDATION FILE

ANTIBODY INFORMATION

Antibody Name: JM7A4

Specificity: CD359, Human IL-15RA

Antibody species: Mouse

Ig Isotype: IgG2b, (kappa)

Immunogen:

Epitope recognized:

Submitter: BioLegend

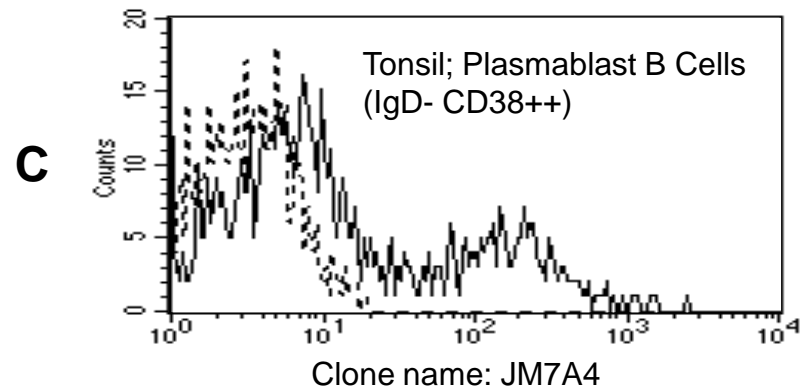

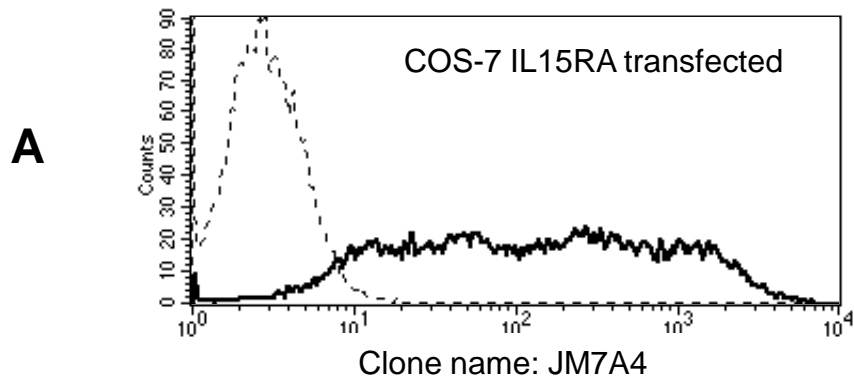
INFORMATION FOR CONFIRMATION OF SPECIFICITY:

Expression on transfected COS: positive. (Fig. 1A)

Expression on the cell- surface of cell line: Negative. (Fig. 1B)

Expression on cell- surface of normal cell: positive with tonsil Plasmablast B cells (IgD-CD38++). (Fig. 1C)

Figure 1:

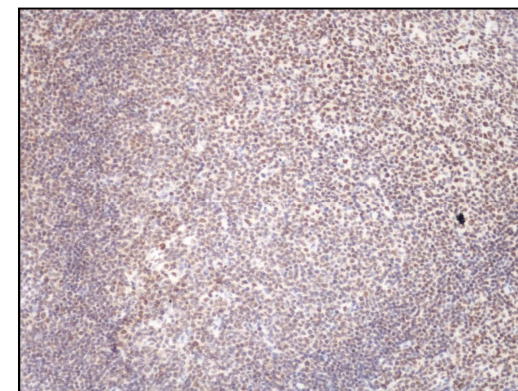


Reactivity of CD359 with cell lines

	Cell lines	CD359
Burkitt lymphoma B cell lines	Daudi	-
	Raji	-
T cell leukemia	Jurkat	-
NK cell leukemia	YT	-
Myeloid leukemia	U937	-
	HL-60	-

Reactivity of CD359 with PBL

Lymphocytes	+
Granulocytes	-
Monocytes	-



Expression in paraffin human reactive tonsil JM7A4

INFORMATION PROVIDED BY SUBMITTER

Publications:

Patents: No

Licensed to a company and which one: BioLegend

Was it evaluated in a previous workshop? No